

# Hair Stylist Portfolio

TIARA JONES  
LICENSED COSMETOLOGIST | NY & VA

1. Beauty/ Fashion
2. Character Hairstyling
3. Aging
4. Period Hairstyling
5. Men's Haircuts
6. Wig Work
7. Distressed and Weathered
8. Additional Photos




# Beauty/ Fashion Hairstyle



Before





Process



Finished



# Beauty/ Fashion Hairstyle



Front




Side



Side




Back






# Beauty/ Fashion Hairstyle



Before



Process



Finished



# Beauty/ Fashion Hairstyle



Front



Side



Back



Side



# Character Hairstyle : Mystical Creature of Death



Before



Process



Finished



# Character Hairstyle: Mystical Creature of Death



Front



Side



Back



Side



# Character Hairstyle : Lucretia the Dove



Before



Process



Finished



# Character Hairstyle : Lucretia the Dove




Front



Side



Back



Side



# Aging Hair Look



Before



Process




Finished





# Aging Hair Look




Front



Side



Back




Side

# Aging Hair Look



Before




Process



Finished



# Aging Hair Look





Front and Back

Side


Side



# Period Hairstyling: 1800's Male Hairstyle



Research



Before

Process



Finished



# Period Hair Styling: 1800's Male Hairstyle



Front



Side



Back



Side



# Period Hairstyling: 1930's Female Hairstyle



Research

Before

Process

Finished



# Period Hair Styling: 1930's Female Hairstyle



Front



Side



Back



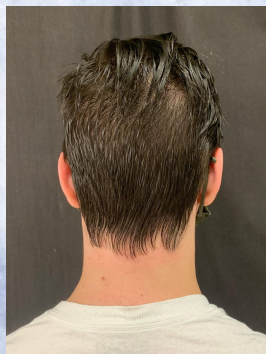
Side



# Mens Haircut : Straight /Wavy Hair



Before



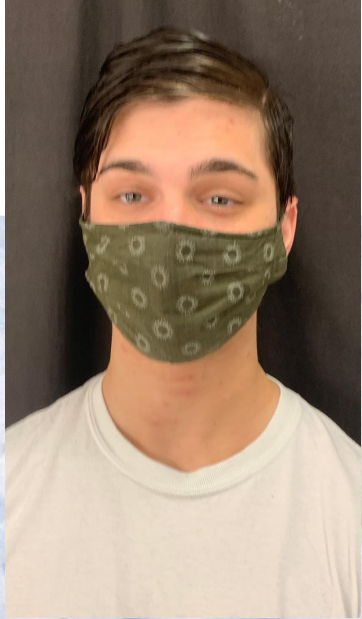
Process



Finished



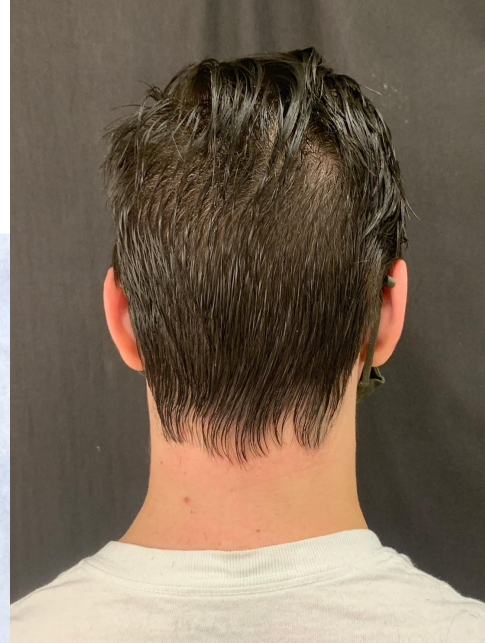
# Mens Haircut: Straight /Wavy Hair



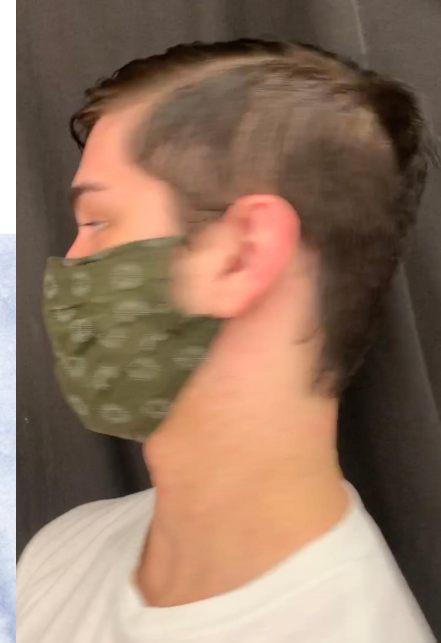
Front



Side



Back



Side



# Men's Haircut: Curly Hair



Before



Process



Finished



# Mens Haircut: Curly Hair



Front



Side



Back



Side





# Mens Haircut: Curly Hair



Before



Process

Finished



# Mens Haircut: Curly hair



Front



Side



Back



Side



# Wig work



Before (Hand tied ventilated Wig)

Prep, Styling & Process  
Application on person

Finished



# Wig work



Front



Side



Back




Side



# Wig Work



Before  
(Trim in back of Nape)



Process

Finished



# Wig Work





Before

Prep, Process and Application on person

Finished



# Distressed and Weathered Hair: Rained On at Park Bench






Before

Process

Finished (Final, View)



# Distressed and Weathered Hair: Rained On at Park Bench



Front

Side and Back

Side (Final View)



# Distressed and Weathered Hair : Lost in the wilderness Viking



Before



Process



Finished



# Distressed and Weathered Hair: Lost in the wilderness

## Viking



Front




Side and Back



Side



# Additional : Period Hairstyling: 1930's Textured Hairstyle



Research

Before

Process

Finished



# Additional Period Hair Styling: 1930's Textured Hairstyle



Front


Side

Back

Side



# Additional Period Hairstyling: 1800's Women's Hairstyle



Research

Before

Process

Finished



# Additional Period Hairstyling: 1800's Women's Hairstyle



Front



Side



Back



Side



# Additional Photos: Hair Braiding “Cornrows”



Front

Side

Back

Side



# Additional Photos: Hair Braiding “Cornrows”



Front



Side



Back



Side




# Additional Photos: Men's Haircuts on different hair textures





# Additional Photos: Wig Styling for Kara Young



Before

Process

Finished



# Additional Photos: Wig styling for Kara Young




Front



Side



Back



Side